

## Pentridge Prison – education guided tour



Social Script – for the families and teachers of students visiting Pentridge Prison that are on the Autism Spectrum.

# What is Pentridge Prison?

Pentridge Prison used to be a jail where people got locked up if they broke the law in the olden days. It isn't a jail anymore. Now we visit Pentridge Prison to learn about history and see some old things. There isn't anyone locked up there anymore.



# Arriving


When we arrive at Pentridge Prison, I will listen to my teacher. When I get off the bus, I will stay away from the road. I might be able to hear the traffic from the road, it might be loud.



# Toilets


If I need to go to the toilet, I will ask my teacher first.

The toilets are inside the shopping centre. I will make sure to go before the tour starts.



# Warders

The warders building is where we will meet our tour guide. We will wait outside for our guide. I will use my quiet voice.



# Tour

My teacher will speak to the tour guide in the Warders building. The tour guide will show us around outside. It might be raining, or it might be sunny.




# H Division

Our tour guide will then take us to H Division, which is an old jail cell block. There are no prisoners there anymore. We will enter through a side door.



# Inside H Division


Inside the cell block might be dark. But it isn't scary. The cell block has cells down each wall, but they don't lock. The tour guide will show us where we can leave our bags.





# Audio

Our tour guide will give us headphones and iPods to listen to stories on. If I am scared, I will ask my teacher to tell me which cells I should go into that won't be scary. I can change the volume on the iPod. If I need help, I will ask my teacher or the tour guide.



# The cells

There are many cells in H Division, which I can look inside. They are small but they aren't scary. Some of them have beds and objects in them. I should not touch the objects. No one sleeps in the bed, they are pretend. The toilets don't work.



# Leaving H division

When the audio is finished, I will give my iPod and headphones back to the guide. Our guide will take us out of the cell block through a side door.



# Leaving

After the tour is finished, our guide will walk us back to the Warders building where we started the tour.

