


THINGS FOR YOU TO DO

Make your own postcard

Polly Woodside's maiden voyage from Belfast set sail to Chile which took just over a year. The sailors knew full well what it meant to be confined.

Write a postcard to a loved one. Draw your own view, building or wish list location.

You will be folding it over, so make sure one side is upside down!



TO:

PLACE
STAMP
HERE

POSTCARD

Fold here >

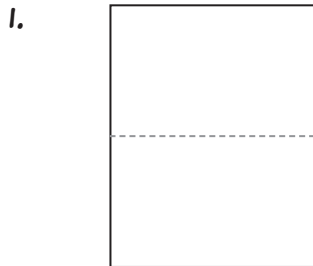


These postcards, on display at the bunks aboard the ship, are memento examples from loved ones and friends to help sailors feel connected when at sea.

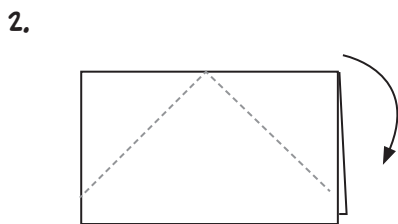
Make a paper boat

Follow the instructions below to make your own traditional paper boat, just like the Polly Woodside.

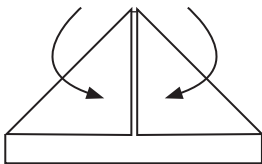
You can either cut out the rectangle on the next page, or use a blank sheet of paper and decorate it yourself!



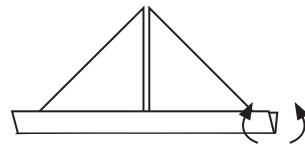
Fold paper in half (make sure the printed side is on the inside)



Fold corners down

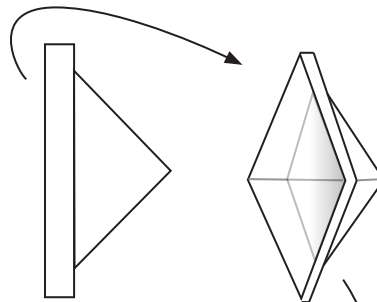


3.



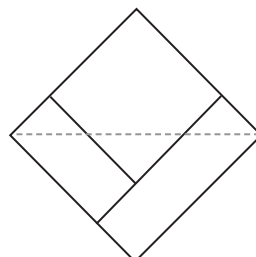
Fold bottom edges up on both sides

4.



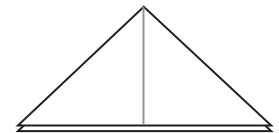
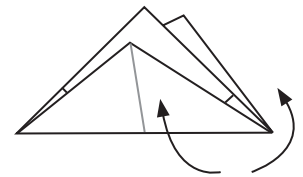
Open up and push sides together

5.



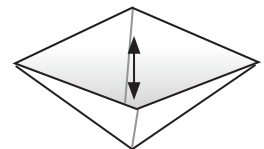
Fold in half

6.

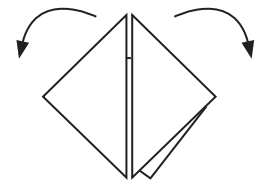


Fold both sides up to make a triangle

7.




Pull apart the edges




Shape into a boat





PDA
WANDSIDE
MELBOURNE'S TALL SHIP STORY



PDA
WANDSIDE
MELBOURNE'S TALL SHIP STORY

