



National Trust of South Australia



Annual Report 2012 - 2013

JOINT MESSAGE FROM THE PRESIDENT AND CEO



Professor Norman
Etherington AM



Eric Heapy

Last year ended on a positive note with the Council dedicated to the implementation of a strategic plan and a balanced budget. Members' response to President David Beaumont's plea for contributions raised over \$100,000. Cutting staff hours at the State Office made further savings, thereby averting a shutdown of operations. At an epochal meeting at Stangate House representatives of our branches agreed to help sustain us through a levy based on each branch's capacity to pay. It remained to be seen how successful the Trust might be in generating income from a range of initiatives.

The first of these was a gala dinner at Ayers House on 9 February celebrating six decades of the National Trust at which we launched an appeal for Patrons. In the subsequent eight months fifty generous donors gave approximately \$140,000. Should we succeed in persuading them to renew their patronage in 2014; a most valuable income stream will have been established on a continuing basis.

The second initiative was our decision never again to use sales of property or bequests to fund current operations. Instead they will be invested to increase our income from term deposits, shares and bonds. We were fortunate early in the year to receive two exceptional bequests. From the estate of Iain and Williamina Muecke we raised more than \$600,000 after sale of the family property at Mount Lofty. Another bequest entitled us to 50% of the estate of Hugo Hans Van Dam, which generated funds in excess of \$150,000. Sale of Wellington Court House generated a further \$400,000. All of these proceeds were applied to purchase of shares which enabled us to increase our investment fund from \$537,000 in 2012 to approximately \$1,600,000 at the end of 2013. We expect the fund to generate something like \$75,000 a year in dividends and distributions. Provided the Trust holds firm to the current investment policy we may confidently predict there will be no repeat of the financial crisis of 2012.

A third initiative was the establishment of a Civic Partnerships programme, which aims to recruit local government authorities who will pay \$5000 per annum to the Trust in return for advice on local heritage issues. Although a great deal of energy will go into the recruitment effort, the potential benefits are huge. When the programme has raised \$50,000 it will be feasible for the Trust to employ a part-time cultural heritage officer to service and market Civic Partnerships. If we can recruit 20 councils, the programme can expect to be self-sustaining. We envisage holding an annual forum at which current heritage issues for local government are discussed, with a view to achieving more uniform and consistent approaches to the identification and protection of local heritage places. It may be that in future the Civic Partnership programme may supply a heritage advisory service that goes some way toward filling the vacuum left when the state Heritage Council terminated its advisory work last year. We may also help local government in metropolitan and regions to better market their heritage assets to enhance tourism experiences. Councillor Darren Peacock's work with the Adelaide City Council has shown what can be done via the internet and social media.

The fourth important initiative is to revive our dormant corporate sponsorship programme by pitching the benefits of sponsorship to business that can be considered to be iconic South Australian companies. Discussions will soon be under way with a number of companies with deep historical roots in our state. It is not unrealistic to hope we may generate at least \$100,000 annually from corporate sponsors.

Although not due to our initiative, it was heartening in May to hear from Liberal Opposition Leader Steven Marshall that if elected at the March 2014 election, his government would restore funding of \$70,000 per annum to the Trust in recognition of our custodianship of state heritage properties. Should this materialise we will be in a position to reinstate the position of Natural Heritage Officer on a full-time basis.

In addition to these major initiatives we have been working to increase income from a range of Trust business activities including promotion of our heritage properties for functions and sale of plaques to owners of recognised heritage places. We have endorsed a policy for weddings held at Trust properties which would make a year's Trust membership a part of every happy couple's experience.

The net result of all this activity is that Council was able to advise branches that there would be no further levy to pay in support of State Office activities. We have turned the financial corner and – provided our initiatives are fully developed in the year ahead – can look forward to a sustainable future.

Of course fund-raising, membership and investment are not ends in themselves. The goal always before our eyes is delivery of our core mission to promote and preserve South Australia's heritage: natural, cultural and Aboriginal. Important work was done this year on our Register of Classified Places. In January our Cultural Heritage Advisory Committee began considering new items for classification for the first time since 1991. In order to handle the new responsibilities the Committee was expanded to include more acknowledged heritage experts. The first new place to be classified was the former gatehouse for Lofty House which had been bequeathed to the Trust by the Mueckes. In February we began receiving nominations from the public through the online nomination form accessible through the NTSA website. Since May the Committee has recommended more than 100 previously unclassified places in the Adelaide City Council area for inclusion on the Register. Committee members David Ellis and Darren Peacock did invaluable work throughout the year in preparing the digital version of the Register. It is hoped the Register might be put online before the end of the calendar year.

During efforts to promote classification of more places outside the metropolitan area the Committee rediscovered fifty urban conservation studies commissioned by the Trust's Urban Conservation Committee in the late 1970s and early 1980's. Enquiries suggest that these may be the only extant copies and are therefore extremely valuable. Work has begun on the scanning of these files. When the work has been completed, regional branch members will be invited to inspect places that may have subsequently been demolished or significantly altered, and to determine the precise geographical coordinates of surviving heritage buildings mentioned in the studies. This will be a big step toward our goal of making every branch a heritage sentinel for its locality.

As in previous years the sheer volume of the work done by state office staff, branches and volunteers precludes individual mention in this report. Suffice it to say that without their contributions the National Trust would hardly function.

KEY PROJECTS AND OTHER ACTIVITIES

PROPERTY RATIONALISATION

From the National Trust of South Australia Strategic Planning process it was identified that we hold far more properties than any other National trust in Australia, yet we are one of the least resourced. We concluded that we should undertake a property review and where possible divest some of these assets. Accordingly, a property working party was formed which resulted in the sale of Wellington Courthouse, nine properties identified for return to the Government and a number of other properties identified for sale that would not adversely

impact on the work of our Branches and volunteers. Work of the Committee continues in a careful and considered manner.

GOVERNANCE

Over the past 12 months considerable work has been invested in the development of a draft Branch Governance Manual, which aims to improve the NTSA's performance and accountability. This has become necessary for 3 main reasons:

1. Observations of the NTSA's Auditor.
2. The requirements to meet government standards established by the newly formed Australian Charities and Not-For-Profits Commission.
3. To ensure that duly elected Council members can satisfy their fiducial obligations.

FUNDRAISING AND CULTURAL HERITAGE

The report for this portfolio is covered in the Joint Message from the President and CEO.

IMPROVING SYSTEMS AND TECHNOLOGY

During the past 12 months a review of the NTSA's Information Technology systems and processes has been conducted. The review identified a number of issues, mainly attributed to the ageing equipment and infrastructure including software. It is planned to explore options for funding the necessary upgrades through grant programs if possible.

MEMBERSHIP

A number of innovative and very different approaches were trialed during the 2012-13 financial year as part of a membership growth strategy. These included attracting new members through special offers conducted on coupon websites and the Entertainment Book. It was pleasing to see that these campaigns yielded just over 100 new members.

CONSERVATION APPEALS

A review of all Conservation Appeals has been conducted which identified a number of inconsistencies that require our attention. These inconsistencies are the result of changes to the Appeal systems and processes over many years, and demonstrate our need for greater consistency. Work to update the NTSA policy and guidelines will take place over the next few months.

NATURAL HERITAGE and ENVIRONMENT

Management of National Trust Reserves and support of volunteers and members who work on them has continued apace despite the loss of the full-time Natural Heritage Manager position held by Glenn Williams until August 2012. Glenn's expertise and the partnership building ability that he brought to the role were very much appreciated by the NTSA and the wider community.

Brought onboard in August as Natural Heritage Officer, initially for 1 day/week and later for 2 days/week, Janet Pedler has tried to maintain the essential tasks associated with the Natural Heritage Portfolio and build on previous good work and partnerships. A big bonus for NTSA has been joining the Environmental NGO Alliance through signing of the MOU with the Natural Resource Management Boards. It has led to closer ties and information sharing with other like organizations through the NGO Alliance and Conservation Council of SA.

Through the NHO position, NTSA continues to be successful in applying for Natural Resource Management grant funding from various sources. NTSA was delighted to again be a recipient of a Holden Landcare Australia Fire Recovery Grant for work to support the recovery of Engelbrook Reserve following two fires in recent years.

As part of the project, a special Engelbrook Open Day was held in April 2013 with opportunities for members of the public and NTSA Volunteers to get



together in Engelbrook to survey reptiles, mammals and nocturnal animals such as bats, possums and owls. In preparation for the Engelbrook Reserve Open Day historic materials were collated for display, such as Dr Russ Sinclair's set of slides that recorded recovery from fire in the reserve over 6 years following a major fire in 1989. The Holden Landcare funds have also allowed NTSA to purchase a set of major display boards that can be used to show the work of NTSA in a variety of venues.



Nocturnal walks using powerful spotlight torches and the 'Anabat' (electronic bat detector) with locals and volunteers of all ages led to two

possum and bat surveys during the year with as many as 6 species of bat recorded on the night of the Open Day. Apart from yielding valuable information, photographs from the Trail Cam Cameras have starred in publicity about the recovery project in local and state-wide media.

AYERS HOUSE MUSEUM

Ayers House Museum experienced an exciting time of growth and change during the past year. Major external works were commenced and internally the State Dining Room was restored by *Artlab*. Some important milestones for the year include:

- The introduction of a package tour – Ayers House Museum combined with the Old Adelaide Treasury - was offered through Groupon as a voucher. One thousand deals were sold, resulting in an additional 3,500 visitors.



- During the Adelaide Fringe Festival Ayers House became a venue for a variety of acts including a

Celtic Harpist, period theatre pieces and shadow puppet theatre, resulting in record visitor numbers during February and March (2,231 combined totals). Ayers House also showed a contemporary exhibition of Victorian corsetry, underwear and nightwear.

- A series of High Teas were held in celebration of Lady Ayers' 200th year.
- The collections team, lead by Head Curator, Dorothy Woodley, and Costume Curator, Madeleine Seys, worked hard re-cataloguing, re-packing, photographing and re-housing the entire costume collection. Thanks to funding from History SA Community Museum Program, a compactus was installed to house this important collection.
- Finally Ayers House engaged a number of students and younger volunteers to assist with electronic marketing and social media. This resulted in the creation of a fresh new website and electronic newsletter delivered monthly to an ever growing database and a social media plan to generate new interest in this historic home.

NATIONAL TRUST PARTNERSHIP PROGRAM

Each year, along with other National Trusts from around Australia, the NTSA receives funding from the Department of Sustainability, Environment, Water, Population and Communities. These funds are utilised on a variety of heritage related programs. This past year saw a focus on a number of activities including:

NATIONAL SIGNIFICANT TREE PROGRAM

This was the second year of development for this very important project and the NTSA was the project manager on behalf of the National Trust Movement. This year saw the development of a purpose-built Significant Tree Website, which has been made available to all State and Territory National Trusts, who have been busy validating and loading their data into the system. This website will replace all of the individual Trust Registers and become the national online Register for Significant Trees. The program will continue into the next 12 month period and be formally launched to the general public at an appropriate time.

EDUCATION PROGRAM

This program specifically engages NTSA Branches, their collections and local history stories to the Australian History Curriculum, and generally comprises physical and online resources for classroom use. Our experience indicates that our activities mostly suit the history curriculum for years 3 to 5. During the past year projects were implemented at Willunga Branch, utilising the Bassett School as an example of early schools established in the colony of South Australia. The project is unique in that the Schoolhouse has become the first museum in Australia to be connected to the National Broadband Network (NBN) allowing for the program to be broadcast into any classroom in the world.

A second program has been developed for the City of Adelaide using the living heritage of the city as a window on Adelaide's and South Australia's development in the 19th century. It showcases the places, buildings, people and events that were important in the establishment and development of the colony. Program resources and activities provide insight into Adelaide's "planned city" and offer opportunities to consider what was necessary for a city and a colony to thrive in the period before Australian Federation.

The third program is based at Gawler Branch on the Old Telegraph Station Museum. The program was designed to introduce students to the history of migration in the Gawler Region and comprises three component activities aligned to the Australian History Curriculum. The goal was to have children leave the museum with a stronger understanding of migration in the Gawler Region through interaction with technology, museum objects and museum volunteers.

COLLECTIONS

The NTSA was required to provide information on our collections and properties as a contribution to the development of:

- A prospectus which highlights the extent, diversity and significance of the National Trusts' collections.
- A National Trust Fine Art project focused in SA, NSW, VIC and Tasmania.
- A prospectus highlighting the significance of the National Trusts' mining heritage sites and collections.

ACCESSIBLE HERITAGE

The purpose of the Accessible Heritage Project was to gather information and data which will inform strategies to improve community access to National Trust heritage resources. For our part we were required to conduct research and respond to a questionnaire about matters related to Reconciliation Action Plans, special cultural requirements, public displays, travelling exhibitions, climate control, security and many other topics.

TRUST NEWS AND OTHER PUBLICATIONS

An allocation to support publication of *Trust News* and our own *Heritage Living* magazine was received as part of the program to offset associated costs. In the short term it is envisaged that these publications will continue, but it is likely that there will be a shift towards digital publications in the medium to longer term.

NATIONAL TRUSTS OF AUSTRALIA WEBSITE

During the past year the National Trusts of Australia closed down their own individual websites and joined forces to develop one single shared facility. This has made a vast improvement to our connection with our membership and the broader community, and enabled the launch of our e-commerce shop for the sale of a wide range of Trust products. Visitation to the site has increased beyond expectation, demonstrating the advantages of Trusts working together to promote our brand nationally.

HERITAGE FESTIVAL

The National Trust of South Australia participated in a national History Festival from 14th April to 31st May 2013 with many Branches making valuable contributions through a variety of events and open days. The project was also run in conjunction with History SA's *About Time* celebration. One of the key highlights for SA was the Heritage Conference.

'HERITAGE WITH HEARTBEAT' CONFERENCE



In May the Trust worked with the owners of Rymill House to run a very successful Heritage Conference, which brought together diverse stakeholders to focus on the *value of heritage* from national and local heritage perspectives and regulations.

The National Trust's Adelaide City Heritage website

(www.adelaideheritage.net.au) was launched at the

Conference, providing an online showcase of heritage in the City of Adelaide. It also provides a forum for news, opinion and debate about



heritage issues affecting the City of Adelaide. The site includes full profiles for all National Trust classified and heritage listed buildings in the city area, as well as self-guided trails for exploring Adelaide's celebrated and less well known heritage treasures.

OTHER EVENTS

SIX DECADES DINNER

In February 2013 the NTSA celebrated six decades of conserving the State's heritage. A black tie dinner was held at Ayers House, showcasing the recent restoration work.



During the dinner the Hon Alexander Downer spoke of the many changes over time that he has seen in relation to architecture and the landscape.

The dinner was attended by His Excellency Rear Admiral Kevin Scarce AC CSC RANR Governor of South Australia and Mrs Scarce. He agreed to change his title to become our Patron-in-Chief, opening the way for the NTSA to recruit additional patrons. This special occasion served as a platform to launch the Trust's new Patron Program by the President of the NTSA, Professor Norman Etherington AM.

THANK YOU GARDEN PARTY

The National Trust 'Thank you to Members' Garden Party on 21st April was a great success. The City of Holdfast Bay band played despite the bad weather and



Steven Marshall, the then deputy leader of the Liberal Party, gave a speech promising to reinstate State Government funding to the Trust if the Liberals win the next state election.

HAWKE CENTRE FORUM

'Has South Australia given up on Heritage?' This is the question posed at a panel discussion at the Hawke Centre of UNISA on North Terrace on 8th May 2013. Jointly sponsored by the National Trust and the Hawke Centre, the forum was open to the public. A packed audience listened to Speakers including Prof Norman Etherington and Marcus Beresford from the Trust, Minister Ian Hunter representing the government, Vickie Chapman from the Opposition, Sandy Wilkinson from the Adelaide City Council and architectural heritage advisor David Brown. An animated and provocative discussion took place, clearly demonstrating the need for the State Government to place heritage back on its agenda as a valuable and important community issue.

OUR PEOPLE

Our Volunteers

A HUGE 'THANK YOU' FOR YOUR WORK

Our team of over 800 volunteers all over the State is indispensable, donating thousands of hours to organising events, caring for properties, collections and reserves, serving on committees, keeping a watchful eye on potential threats to our heritage, and in countless other ways. NTSA could not function without our committees and volunteers and we are indebted to them all.

Snapshots of 2012-13

- At the 2012 AGM Carlsa Carter received the Mildred Mocatta Award, acknowledging the significant contribution that she has made to the National Trust of South Australia.



- During 2012 the Trust's financial position was under considerable stress. An Interim Management Board was set up to address the crisis and implement the recommendations of the Strategic Directions document.
- A Property Working Group was soon in operation investigating the database of properties and assessing the ongoing sustainability of all Trust properties.
- In October 2012 Wellington Courthouse was sold and the proceeds invested. By this time staff were working on reduced hours and the Trust was forced to farewell Gail Chorlton, Manager Marketing and Development, and the Natural Heritage Manager, Glenn Williams. Working one day per week, then eventually two, Janet Pedler was employed to carry on the work in our Reserves.
- October also saw the second President's Appeal to all members. The two Appeals of 2012 exceeded everyone's expectations and raised over \$100,000 for the Trust.
- In September 2012 the Trust was informed that Mrs Williamina Muecke had bequeathed her house at Mt Lofty to the Trust in her will. The house was later auctioned and the proceeds invested along with those from the Van Dam bequest. These funds along with other successful strategies saw the Trust steady its position and produce a financial surplus at the end of the year, which meant that the NTSA was out of immediate financial crisis. Several staff increased their work hours by a small amount and a balanced budget was implemented for the future.

Our members

The National Trust is a member based not-for-profit organisation and our members play a crucial role in protecting and caring for heritage. Our sincere thanks to all our Branches for providing ways of involving members, while caring for regional heritage.

Your staff 2012-2013

- ❖ Mr Eric Heapy (Chief Executive Officer)
- ❖ Mr Glenn Williams (Natural Heritage Manager)
- ❖ Ms Janet Pedler (Natural Heritage Officer)
- ❖ Ms Ellen Martin (Finance Manager)
- ❖ Ms Gail Chorlton (Manager Marketing & Development)
- ❖ Mr Mario Russo (Built Asset Manager)
- ❖ Ms Helen Cartmel (Executive Administrator)
- ❖ Ms Joss Visentin (Senior Administration Officer)
- ❖ Ms Janine Hook (Ayers House Manager)

Your Committees

- ❖ NTSA Council
- ❖ Executive Committee
- ❖ Audit, Finance & Governance
- ❖ Ayers House Advisory
- ❖ Beaumont House Garden
- ❖ Collections
- ❖ Collingrove Advisory
- ❖ Communications
- ❖ Cultural Heritage
- ❖ Education Working Party
- ❖ Natural Heritage
- ❖ Significant Tree
- ❖ Fundraising & Membership
- ❖ Roachdale Advisory
- ❖ Watiparinga Management
- ❖ Regions & Branches

Our Branches

Adelaide & Inner suburbs
Ardrossan Moonta
Auburn Mount Barker
Beachport Mount Gambier
Barmera Mount Lofty
Burnside Naracoorte
Burra Overland Corner
Ceduna Penneshaw
CYP Penola
Clare Port Elliot
Cleve Port of Adelaide
Coromandel Valley Port Pirie
Gawler Renmark
Goolwa Robe
Hahndorf Strathalbyn
Jamestown Streaky Bay
Kadina Tea Tree Gully
Keith Tumby Bay
Kingscote Victor Harbor

Kingston Waikerie
Koppio Wallaroo
Millicent Whyalla
Minlaton Willunga

Our Patron-in Chief

His Excellency Rear Admiral K. Scarce AC CSC RANR
Governor of South Australia.

Our Patrons

Sir George Strickland Kingston Patrons (\$5000 and above)

Mrs Joan Beer
Cavill Power Products Pty Ltd
Professor Norman Etherington AM and Professor Peggy Brock
Mrs Anne Jolly
Mr Hugh MacLachlan OAM and Mrs Fiona McLachlan
The Hon Rod Matheson AM QC and Mrs Leonie Matheson
Mr H Edwin Michell
Dr Patricia A Michell
Mrs Susan Morgan
Mr Robert (Bob) Piper AO and Mrs Margaret Piper
Pitcher Partners
Lady Porter
Mrs Eve Shannon-Cullity
Mr Ian Wall OAM
Mrs Pamela Wall OAM
Mrs Marion W Wells

Edmund Wright Patrons (\$3000 to \$4999)

Mr Alistair and Mrs Janet Angas
Mrs Margaret Bennett
Mrs Rosemary de Meyrick
Mrs Skye M^cGregor
Mr Antony and Mrs Mary Lou Simpson

Colonel William Light Patrons (\$1500 to \$ 2999)

Mr Michael Abbott AO QC
Mr Michael Boylan and Mrs Deborah Morgan
Mr Clive Brooks
Mrs Kali Hunter Constantine
Mr Robin and Mrs Helen Greenslade
Mr Richard Harvey AM and Mrs Cecily Harvey
The Hon Dr Diana Laidlaw AM
Mrs Margaret Lee
Mr Skip and Mrs Lilly Lipman
Mr Ian H Lloyd
Mr John P Maddern
Mr Peter Morgan
The Hon Dr Kemerli Murray AO
Mr John Phillips
Mrs M P Schroder
Mrs Sue Tweddell
Mr Cedric Wells OAM
Mr R J Whittington QC
Mrs Pamela Yule


Your Council



President
Prof Norman Etherington AM



Vice President
Mrs Sue Scheiffers (Eyre Peninsular)



Vice President
Mr Brian McMillan (Southern & Hills)

Council members



Mr David Beaumont OAM



Mr Chris Perriam



Mrs Robyn Wight



Mr Robert Green (from Nov 2012)



Mr Peter Langhans (from Nov 2012)



Mr Darren Peacock (from Nov 2012)

Regional Representatives



Mr Richard Stewart (Riverland)



Mrs Marilyn Tucker (Central)



Mr Darryl Morley (South East)



Mr Neil Nicholson (Mid-North)

**COUNCILLORS ATTENDANCE AT
COUNCIL MEETINGS
2012 – 2013 (TOTAL OF 7)**

Name	July 2012 to Dec 2012 (5)	January 2012 to July 2013 (2)
Prof Norman Etherington (President)	5	2
Mr Brian McMillan – Vice President (<i>Southern & Hills</i>)	5	2
Mrs Sue Scheiffers – Vice President (<i>Eyre Peninsula</i>)	5	2
Mr Darren Peacock (from end Nov 2012)	2	2
Mr Chris Perriam	5	2
Mr Peter Langhans (from end Nov 2012)	2	2
Mr Richard Stewart (<i>Riverland</i>)	3	0
Mrs Robyn Wight	3	1
Mr David Beaumont	5	2
Mr Bob Green (from end Nov 2012)	2	2
Mrs Marilyn Tucker (<i>Central Region</i>)	5	2
Mr Darryl Morley (<i>SE Region</i>)	0	0
Mr Neil Nicholson (<i>Mid-North</i>)	2	1
Mrs Deborah Morgan (until Sep 2012)	2	n/a
Mr Marcus Beresford (until end Nov 2012)	2	n/a

**PORTFOLIO HOLDERS ATTENDANCE AT
EXECUTIVE COMMITTEE MEETINGS
JULY 2012-JUNE 2013 (TOTAL OF 17)**

Name	July 2012 to December 2012 (9)	January 2012 to July 2013 (8)
Prof Norman Etherington (from Aug 2012)	6	6
Mrs Sue Scheiffers	8	6
Mr Brian McMillan	8	8
Mr David Beaumont	9	5
Mrs Marilyn Tucker	9	7
Mr Bob Green	n/a	7
Mr Darren Peacock	n/a	8
Mrs Deborah Morgan (until Sep 2012)	3	n/a
Mr Marcus Beresford (until August 2012)	2	n/a

GRANTS

- Department for Environment, Water and Natural Resources
- History Trust of South Australia
- Adelaide & Mount Lofty Natural Resources Management Board/DEWNR
- Native Vegetation Council SA
- HOLDEN Landcare Australia
- National Library of Australia

SPONSORS

Principle Sponsor
SANTOS



We would like to thank the following businesses for their support over the financial year 2012-13.



We would like to thank the following businesses for their support over the financial year 2012-13.



AMIGHTY HELPFUL
MITRE 10
BARROW & BENCH
GLENYONGA, MADERN

AMIGHTY HELPFUL
MITRE 10
BARROW & BENCH
GLENYONGA, MADERN



 **PITCHER PARTNERS**
ACCOUNTANTS • AUDITORS • ADVISORS

Lithman
Wine People

THEODORE BRUCE
EST. 1878

Gestalt.NET
despotic software



ThomsonsLawyers

NATIONAL TRUST OF SOUTH AUSTRALIA
ABN 45 432 652 725

INCOME & EXPENDITURE STATEMENT FOR THE FINANCIAL YEAR ENDED 30 JUNE 2013

	2013	2012
	\$	\$
	Note	
REVENUE		
Income from Properties	788,798	723,314
Membership	1.12 108,295	98,187
Grant Revenue - State Office	1.2 94,397	166,586
Grant Revenue - Branches	1.2 97,379	125,642
Contract Income - State Office	1.2 48,000	-
Bequests	1.13 846,869	-
Donations and Fundraising	605,503	330,093
Investment Income	1.4 148,706	170,917
Levies/ Fees	74,502	-
Sales	277,858	354,788
Unrealised Gain on Investments	89,470	-
Gain on Sale	29,240	-
Other Income - State Office	11,448	18,928
Other Income - Branches	285,602	34,314
	<u>3,484,065</u>	<u>2,022,769</u>
EXPENSES		
Repairs and Maintenance	1.3 365,758	248,553
Depreciation - State Office	1.6 45,691	47,413
Depreciation - Branches	1.6 81,210	84,246
Advertising	31,249	30,322
Audit Fees	45,155	33,455
Cleaning	29,601	31,555
Computer Expenses	29,295	18,783
Consultants/Contractors - State Office	2,655	23,947
Consultants/Contractors - Branches	28,448	18,968
Cost of Sales - State Office	1,215	3,008
Cost of Sales - Branches	207,134	208,908
Fundraising	81,704	30,408
Grant Expenditure - State Office	1.2 49,362	94,355
Grant Expenditure - Branches	1.2 92,963	125,642
Contract Expenditure - State Office	36,289	-
Insurance	106,707	100,638
Levies/ Fees	25,994	-
Light & Power	74,918	54,249
Legal Fees	1,250	5,352
Magazine Production	31,830	8,215
Printing, Postage & Stationery	37,011	55,575
Water Rates & Taxes	69,024	50,865
Rent	36,989	25,582
Salaries & Employee Costs - State Office	469,406	532,558
Salaries & Employee Costs - Branches	173,675	159,466
Special Events - State Office	10,022	6,015
Special Events - Branches	5,505	17,196
Telephone	33,088	34,815
Tours Branches	2,054	2,298
Loss on Investments	-	26,325
Other Expenses - State Office	59,849	116,833
Other Expenses - Branches	282,378	125,664
	<u>2,527,427</u>	<u>2,320,797</u>
PROFIT/(LOSS)	<u>956,638</u>	<u>(298,028)</u>
Other comprehensive income recorded directly in accumulated funds		
-Movement in reserves		(15,240)
-Movement in Endowments	(26,535)	(1,660)
Total comprehensive income	<u>930,103</u>	<u>(314,928)</u>

The accompanying notes form part of these financial statements

NATIONAL TRUST OF SOUTH AUSTRALIA
ABN 45 432 652 725

BALANCE SHEET AS AT 30 JUNE 2013

	Note	2,013 \$	2012 \$
Current Assets			
Cash	9(b)	1,285,037	1,178,988
Receivables		102,321	23,597
Financial Assets	2.1	2,075,576	1,873,579
Inventories	1.5	136,728	143,862
Other		156,107	77,896
Total Current Assets		<u>3,755,769</u>	<u>3,298,022</u>
Non-Current Assets			
Property, Plant and Equipment	3	7,136,891	7,516,420
Financial Assets	2.2	1,529,772	523,013
Total Non-Current Assets		<u>8,666,663</u>	<u>8,039,433</u>
Total Assets		<u>12,422,432</u>	<u>11,337,455</u>
Current Liabilities			
Creditors	4	852,200	706,998
Provisions	5	48,011	36,449
Total Current Liabilities		<u>900,211</u>	<u>743,447</u>
Non-Current Liabilities			
Branch External Loans		14,149	16,039
Total Non-Current Liabilities		<u>14,149</u>	<u>16,039</u>
Total Liabilities		<u>914,360</u>	<u>759,486</u>
Net Assets		<u>11,508,072</u>	<u>10,577,969</u>
Accumulated Funds			
Endowments	7	1,140,557	1,136,142
Reserves	8	3,153,269	3,153,269
Retained Earnings		7,214,246	6,288,558
Total Accumulated Funds		<u>11,508,072</u>	<u>10,577,969</u>

The accompanying notes form part of these financial statements

NATIONAL TRUST OF SOUTH AUSTRALIA
ABN 45 432 852 725

STATEMENT OF CHANGES IN EQUITY FOR THE FINANCIAL YEAR ENDED 30 JUNE 2013

	Endowments	Retained Earnings	Reserves
	\$	\$	\$
Balance at 30 June 2011	1,164,128	6,560,259	3,168,509
Transfers to/from Accumulated Funds			
Transfers (to)/from Endowments		27,986	
Transfers (to)/from Reserves		15,240	(15,240)
New Endowments	3,918		
Capital Expended and Applied	(31,902)		
Profit / (Loss) from Ordinary Activities		(314,928)	
Sub-total	<u>(27,986)</u>	<u>(271,702)</u>	<u>(15,240)</u>
Balance at 30 June 2012	<u>1,136,142</u>	<u>6,288,558</u>	<u>3,153,269</u>
Transfers to/from Accumulated Funds			
Transfers (to)/from Endowments		(4,415)	
Transfers (to)/from Reserves			
New Endowments	31,380		
Capital Expended and Applied	(26,965)		
Profit / (Loss) from Ordinary Activities		930,103	
Sub-total	<u>4,415</u>	<u>925,688</u>	
Balance at 30 June 2013	<u>1,140,557</u>	<u>7,214,246</u>	<u>3,153,269</u>

CASHFLOW STATEMENT FOR THE FINANCIAL YEAR ENDED 30 JUNE 2013

	2013 \$	2012 \$
Note		
CASH FLOWS FROM OPERATING ACTIVITIES		
Receipts from customers, tenants and supporters	3,067,465	1,617,448
Payments to suppliers and employees	(2,208,721)	(2,655,989)
Government grants received	74,520	148,872
Net cash provided by (used in) operating activities	9(a) <u>933,264</u>	<u>(869,669)</u>
CASH FLOWS FROM INVESTING ACTIVITIES		
Investment income	146,100	177,676
Proceeds for property, plant and equipment	252,628	-
Payment for property, plant and equipment	-	(41,865)
New Endowments	31,380	3,918
Capital expended	(57,913)	(20,816)
Proceeds from investments	(201,997)	440,800
Payment for investments	(995,518)	(21,967)
Net cash provided by (used in) investing activities	<u>(825,320)</u>	<u>537,546</u>
CASH FLOWS FROM FINANCING ACTIVITIES		
Repayment of borrowings	(1,890)	-
Net cash provided by (used in) financing activities	<u>(1,890)</u>	<u>0</u>
Net increase in cash held	<u>106,054</u>	<u>(352,123)</u>
Cash at beginning of year	1,178,988	1,531,109
Cash at end of year	9(b) <u><u>1,285,034</u></u>	<u><u>1,178,988</u></u>

NATIONAL TRUST OF SOUTH AUSTRALIA
ABN 45 432 652 725

NOTES TO AND FORMING PART OF THE FINANCIAL STATEMENTS
FOR THE YEAR ENDED 30 JUNE 2013

NOTE 1. STATEMENT OF SIGNIFICANT ACCOUNTING POLICIES

1.1 Basis of Accounting

The financial report is a special purpose financial report prepared to satisfy the rules of The National Trust of South Australia. The council of The National Trust of South Australia have determined that the Trust is not a reporting entity. The National Trust of South Australia consist of 48 Branches. The National Trust of South Australia is a body corporate constituted by the National Trust of South Australia Act 1965 and domiciled in South Australia. The financial report is presented in Australian currency.

Basis of Preparation

The report has been prepared in accordance with the requirements of the Council of The National Trust of South Australia and the following Australian Accounting Standards :

AASB 110: Events after the Balance Sheet Date
AASB 1031: Materiality.

No other Accounting Standards, Australian Accounting Interpretations or other authoritative pronouncements of the Australian Accounting Standards Board have been applied.

The financial report has been prepared on an accrual basis and is based on historical costs modified by the revaluation of selected non-current assets, and financial assets and financial liabilities for which the fair value basis of accounting has been applied.

The following is a summary of the material accounting policies adopted by the entity in the preparation of the financial report. The accounting policies have been consistently applied, unless otherwise stated.

1.2 Grants & Contract Income

Government Grants and Government Contract Income received on a regular basis are taken up as revenue in the year in which they are payable by the government department as they contribute to the general operations of the Trust .

Specific Grants for the Branches and Adelaide Office are received for special projects. When the funds have been received they have been included as Revenue. Project expenditure has been charged to Expenditure in the Financial Reports. Grants unexpended at the end of the year have been included in the Liabilities of the Trust for the current year. Surpluses, upon completion, are returned to the grantor if required. Any surplus which the Trust is entitled to retain is taken to the Income Statement.

1.3 Repairs and Maintenance/Capital Improvements

Expenditure on properties, collections and plant and equipment associated with normal wear and tear is treated as an expense in the appropriate section of the Income Statement. Where the expenditure is of a capital nature over \$1,000.00 or relates to improving a property it is added to the cost of the asset in the Trust's Balance Sheet.

1.4 Financial Assets

Short-term investments are held for resale and all investments are stated at market value. Current investments are held in interest-bearing products with financial institutions. Non-current investments are held in listed Australian shares.

1.5 Inventories

Inventories are valued at the lower of cost and net realisable value.

1.6 Property, Plant and Equipment

Land, buildings and collections purchased by the Trust are recorded at cost. Items donated to The Trust prior to 1994 are held at nil value, except Collections at Ayers House, Colingrove and Beaumont House. Any significant donations from 1994 onwards are held at valuation, at the date of donation. Historic buildings, investment properties and collections are not depreciated. Other buildings are depreciated at rates of 2.5% - 5% per annum over their estimated useful lives using the straight line method of depreciation from the date of acquisition. Expenditure associated with normal wear and tear on properties is expensed to the Income Statement. Where the expenditure relates to an improvement it is added to the cost of the asset in the Balance Sheet. Significant capital works of a general nature are capitalised and depreciated over their estimated useful life using the straight line method of depreciation from the date the work is performed. Items of plant and equipment and furniture and fittings are depreciated at rates of 20% - 25% over their estimated useful lives. The straight line method of depreciation is used. Assets are depreciated from the date of acquisition.

NATIONAL TRUST OF SOUTH AUSTRALIA
 ABN 45 432 652 725

NOTES TO AND FORMING PART OF THE FINANCIAL STATEMENTS
 FOR THE YEAR ENDED 30 JUNE 2013

NOTE 1. STATEMENT OF SIGNIFICANT ACCOUNTING POLICIES (cont.)

1.7 Employee Entitlements

Provision is made for long service and annual leave estimated to be payable to employees on the basis of statutory and contractual requirements.

1.8 Taxation

The Trust is exempt from the payment of Income Tax under Section 50-10 of the Income Tax Assessment Act (1997).

1.9 Endowments

Endowments - specific reserves are established for individual endowments to The National Trust of South Australia and to acknowledge the support of the Trust by its benefactors. Amounts applied for fund purposes are amounts used to assist the objectives for which the endowment was established. Realised and unrealised gains/losses in share investments are transferred to the Endowments.

1.10 Donations Revaluation Reserve

In July 2002, The Trust obtained an independent valuation of the collections at Ayers House, Collingrove and Beaumont House. The value of the donated collections has been recognised by creation of the Donations Revaluation Reserve.

1.11 Heritage Funds Reserve

Reserve used for Trust projects and operations. Prior to 2011-2012 realised and unrealised gains/losses were transferred to this reserve.

1.12 Membership Income

Membership Fees are recognised as income in the year they are received and not pro-rated in the subsequent year.

1.13 Bequests

Revenue from Bequests is recognised at the date the Trust has received the Bequests.

	\$
Mrs W Meucke Bequests	611,234
Hugo Van Dam	235,635
	<u>846,869</u>

1.14 Economic Dependence

The National Trust of South Australia is economically dependent on income from Bequests and Donations for maintaining its current level of operations. The entity is currently in the process of exploring avenues for increasing its operational funding and is restructuring its current operations to be able to curtail its expenditure. The directors are confident, based on ongoing efforts to increase operational funding, that the entity will be able to generate sufficient operational funding to ensure its continued viability. Given this the directors consider the going concern basis of preparation of these financial statements is appropriate.

	Note	2013 \$	2012 \$
2. FINANCIAL ASSETS			
2.1 Current	1.4		
Branch Investments		1,121,527	1,223,253
Bank SA		<u>954,049</u>	<u>650,323</u>
		<u>2,075,576</u>	<u>1,873,579</u>
2.2 Non-current			
Shares in listed companies	1.4	<u>1,529,772</u>	<u>523,013</u>
		<u>1,529,772</u>	<u>523,013</u>
TOTAL FINANCIAL ASSETS		<u>3,605,348</u>	<u>2,396,592</u>
2.3 Movements in Shares in listed companies			
Opening balance - at market value		523,012	501,048
Purchases		917,310	53,720
Sales		-	(30,417)
Revaluation increment/(decrement)		<u>89,449</u>	<u>(1,339)</u>
Closing balance		<u>1,529,772</u>	<u>523,012</u>

NATIONAL TRUST OF SOUTH AUSTRALIA
ABN 45 432 652 726

NOTES TO AND FORMING PART OF THE FINANCIAL STATEMENTS
FOR THE YEAR ENDED 30 JUNE 2013

	2,013	2012
Note	\$	\$
3. PROPERTY, PLANT AND EQUIPMENT		
Freehold Land and Buildings - at Cost	1.6 4,176,960	4,222,714
Accumulated Depreciation	<u>(522,070)</u>	<u>(236,508)</u>
	<u>3,654,890</u>	<u>3,986,206</u>
Capital Works - at Cost	1.6 1,163,528	1,160,168
Accumulated Depreciation	<u>(446,396)</u>	<u>(407,207)</u>
	<u>717,132</u>	<u>752,961</u>
Plant & Equipment - at Cost	1.6 581,793	525,027
Accumulated Depreciation	<u>(394,313)</u>	<u>(338,501)</u>
	<u>187,480</u>	<u>186,526</u>
Furniture and Fittings - at Cost	1.6 891,552	891,552
Accumulated Depreciation	<u>(857,265)</u>	<u>(833,927)</u>
	<u>34,287</u>	<u>57,625</u>
Collections - at Valuation	1.10 <u>2,533,102</u>	<u>2,533,102</u>
	<u>2,533,102</u>	<u>2,533,102</u>
TOTAL	<u>7,136,891</u>	<u>7,516,420</u>
4. CREDITORS		
Adelaide Managed Funds	42,317	0
Trade Creditors	14,688	27,291
Sundry Creditors	(25,378)	(35,752)
Appeals-Cash held on behalf of third parties	443,356	537,801
Grants not fully expended - Adelaide	1.2 27,354	50,361
Grants not fully expended - Branches	1.2 52,886	66,240
Sponsorship not fully expended	22,079	22,079
Investments - acquisition settlement	238,320	
Accruals	<u>38,768</u>	<u>38,978</u>
	<u>852,200</u>	<u>706,998</u>
5. PROVISIONS		
Employee entitlements - Annual Leave/ Long Service Leave	1.7 <u>48,011</u>	<u>36,449</u>
	<u>48,011</u>	<u>36,449</u>
7. ENDOWMENTS		
7.1 Endowments comprise:		
(a) Beaumont House	62,801	77,626
(b) Brinkworth Reserve	43,176	42,288
(c) Caudle	306,748	301,006
(d) Engelbrook	5,523	5,410
(e) Freebairn	142,930	139,990
(f) Ramco	44,490	43,575
(g) Roachdale	283,300	278,464
(h) Stangate	932	912
(i) Victor Harbor	10,577	10,359
(j) Walparinga	80,023	80,786
(k) Dorothy Loffler	18,939	15,574
(l) Five Finches Futures Fund	10,811	10,565
(m) Glenda Loechel Bequest	79,014	77,389
(n) Kenneth Maguire Bequest	<u>53,282</u>	<u>52,196</u>
	<u>1,140,557</u>	<u>1,136,141</u>

NOTES TO AND FORMING PART OF THE FINANCIAL STATEMENTS
 FOR THE YEAR ENDED 30 JUNE 2013

	2,013	2012
Note	\$	\$
7.2 Movement in endowments		
(a) Endowments - Beaumont House		
Balance at beginning of financial year	77,626	79,423
Transfer from (to) General Funds	-	-
(Decrease)/Increase in capital value	3,004	(1,797)
New or transferred endowments	30,000	-
Capital expended	(46,456)	-
Applied for Fund Purposes	(1,374)	-
1.9	<u>62,801</u>	<u>77,626</u>
(b) Endowments - Brinkworth Reserve		
Balance at beginning of financial year	42,288	47,064
Transfer from (to) General Funds	-	-
(Decrease)/Increase in capital value	1,637	(980)
New or transferred endowments	-	-
Capital expended	-	(3,796)
Applied for Fund Purposes	(749)	-
1.9	<u>43,176</u>	<u>42,288</u>
(c) Endowments - Caudle		
Balance at beginning of financial year	301,006	307,858
Transfer from (to) General Funds	-	-
(Decrease)/Increase in capital value	11,649	(6,974)
New or transferred endowments	-	122
Capital expended	(579)	-
Applied for Fund Purposes	(5,328)	-
1.9	<u>306,748</u>	<u>301,006</u>
(d) Endowments - Engelbrook		
Balance at beginning of financial year	5,410	5,534
Transfer from (to) General Funds	-	-
(Decrease)/Increase in capital value	209	(124)
New or transferred endowments	-	-
Capital expended	-	-
Applied for Fund Purposes	(96)	-
1.9	<u>5,523</u>	<u>5,410</u>
(e) Endowments - Freebairn		
Balance at beginning of financial year	139,990	143,234
Transfer from (to) General Funds	-	-
(Decrease)/Increase in capital value	5,418	(3,244)
New or transferred endowments	-	-
Capital expended	-	-
Applied for Fund Purposes	(2,478)	-
1.9	<u>142,930</u>	<u>139,990</u>
(f) Endowments - Ramco		
Balance at beginning of financial year	43,575	44,585
Transfer from (to) General Funds	-	-
(Decrease)/Increase in capital value	1,686	(1,010)
New or transferred endowments	-	-
Capital expended	-	-
Applied for Fund Purposes	(771)	-
1.9	<u>44,490</u>	<u>43,575</u>
(g) Endowments - Roachdale		
Balance at beginning of financial year	278,464	285,933
Transfer from (to) General Funds	-	-
(Decrease)/Increase in capital value	10,777	(6,453)
New or transferred endowments	-	-
Capital expended	(1,012)	(1,016)
Applied for Fund Purposes	(4,928)	-
1.9	<u>283,300</u>	<u>278,464</u>

NATIONAL TRUST OF SOUTH AUSTRALIA
ABN 45 432 652 726

NOTES TO AND FORMING PART OF THE FINANCIAL STATEMENTS
FOR THE YEAR ENDED 30 JUNE 2013

	2,013	2012
Note	\$	\$
(h) Endowments - Stangate		
Balance at beginning of financial year	912	919
Transfer from (to) General Funds	-	-
(Decrease)/Increase in capital value	35	(22)
New or transferred endowments	-	15
Capital expended	-	-
Applied for Fund Purposes	(15)	-
1.9	<u>932</u>	<u>912</u>
(i) Endowments - Victor Harbor		
Balance at beginning of financial year	10,359	10,600
Transfer from (to) General Funds	-	-
(Decrease)/Increase in capital value	400.91	(241)
New or transferred endowments	-	-
Capital expended	-	-
Applied for Fund Purposes	(183)	-
1.9	<u>10,577</u>	<u>10,359</u>
(j) Endowments - Watiparinga		
Balance at beginning of financial year	80,786	81,139
Transfer from (to) General Funds	-	-
(Decrease)/Increase in capital value	3,126	(1,872)
New or transferred endowments	95	2,282
Capital expended	(2,555)	(764)
Applied for Fund Purposes	(1,430)	-
1.9	<u>80,023</u>	<u>80,786</u>
(k) Endowments - Dorothy Loffler		
Balance at beginning of financial year	15,574	14,741
Transfer from (to) General Funds	-	-
(Decrease)/Increase in capital value	603	(361)
New or transferred endowments	1,038	1,194
Capital expended	-	-
Applied for Fund Purposes	(276)	-
1.9	<u>16,939</u>	<u>15,574</u>
(l) Endowments - Five Finches Fund		
Balance at beginning of financial year	10,565	10,505
Transfer from (to) General Funds	-	-
(Decrease)/Increase in capital value	-	(245)
New or transferred endowments	246	305
Capital expended	-	-
Applied for Fund Purposes	-	-
1.9	<u>10,811</u>	<u>10,565</u>
(m) Endowments - Glenda Loechel Bequest		
Balance at beginning of financial year	77,389	79,182
Transfer from (to) General Funds	-	-
(Decrease)/Increase in capital value	2,995	(1,793)
New or transferred endowments	-	-
Capital expended	-	-
Applied for Fund Purposes	(1,370)	-
1.9	<u>79,014</u>	<u>77,389</u>
(n) Endowments - Kenneth Maguire Bequest		
Balance at beginning of financial year	52,196	53,405
Transfer from (to) General Funds	-	-
(Decrease)/Increase in capital value	2,020	(1,209)
New or transferred endowments	-	-
Capital expended	-	-
Applied for Fund Purposes	(924)	-
1.9	<u>53,292</u>	<u>52,196</u>
TOTAL	<u>1,140,557</u>	<u>1,136,141</u>

NATIONAL TRUST OF SOUTH AUSTRALIA
ABN 45 432 652 725

NOTES TO AND FORMING PART OF THE FINANCIAL STATEMENTS
FOR THE YEAR ENDED 30 JUNE 2013

8. RESERVES	Note	2,013	2,012
		\$	\$
8.1 Reserves comprise:			
Heritage Fund Reserve	1.11	567,689	567,689
Asset Disposal Reserve - Baker Reserve		21,169	21,169
Asset Disposal Reserve - Melrose Hotel		25,555	25,555
Asset Disposal Reserve - Mundulla Hotel		50,223	50,223
Asset Disposal Reserve - East Moonta		11,988	11,988
Donations Revaluation Reserve	1.10	<u>2,476,845</u>	<u>2,476,845</u>
		<u>3,153,269</u>	<u>3,153,269</u>
8.2 Movement in Reserves			
Balance at Beginning of Financial Year		3,153,269	3,168,508
Transfers (to)/from Reserves		-	(15,240)
Capital Expended		-	-
Balance at End of Financial Year		<u>3,153,269</u>	<u>3,153,269</u>

NOTE 9: CASH FLOW INFORMATION

9(a): Reconciliation of Cash Flow from Operations with Profit from Ordinary Activities after Income Tax

Profit from ordinary activities after income tax		956,638	(298,028)
Non-cash flows in profit from ordinary activities			
Depreciation		126,901	131,659
Investment income received		(148,706)	(170,917)
Devaluation of investments		-	-
Loss on investments		-	26,325
Revaluation of investments		(89,449)	-
Decrease/(Increase) in receivables		(76,118)	57,823
Decrease/(Increase) in inventories		7,234	10,249
Increase/(Decrease) in payables		145,202	(657,966)
Increase/(Decrease) in provisions		11,552	11,186
Cash Flows from Operations	9(a)	<u>933,264</u>	<u>(869,669)</u>

9(b): Cash Assets

Cash on hand		200	200
Cash at bank		1,284,837	1,178,785
		<u>1,285,037</u>	<u>1,178,985</u>

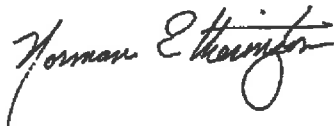
Financial Statements

The accompanying financial statements of the National Trust of South Australia being the consolidated accounts are, in our opinion, properly drawn up so as to give a true and fair view of the state of affairs of the Trust as at 30 June 2013 and of its result for the year then ended.

Councillors

The governing body of The National Trust of South Australia as at the date of signing are: Prof Norman Everington (President), Mr Brian McMillan (Vice-President), Mrs Sue Scheiffers (Vice-President), Mr David Beaumont, Mr Darryl Morley, Mr Neil Nicholson, Mr Chris Perriam, Mr Richard Stewart, Mrs Marilyn Tucker, Mrs Robyn Wight, Mr Marcus Beresford, Mr Peter Langhans, Mr Darren Peacock., Mr Bob Green.

Dated at Beaumont, this 18th day of November, 2013
Signed on behalf of the Council.



N Everington
President




M Tucker
Chairman, Audit, Finance & Governance
Committee

The accompanying financial statement of the National Trust of South Australia, being the consolidation of Head Office and Branches, was compiled from information recorded at 631 Glynburn Road, Beaumont and submitted by Branches at the end of the financial year.

In our opinion this information was properly accounted for and accurately reported to give a true and fair view, and the financial records have been properly maintained.

Dated at Beaumont, this 18th day of November, 2013.
Signed:



E Heapy
Chief Executive Officer



E Martin
Finance Manager



PITCHER PARTNERS

ACCOUNTANTS AUDITORS & ADVISORS

160 Greenhill Road
Parkside SA 5063
Australia

Tel: 08 8179 2800
Fax: 08 8179 2885
www.pitcher.com.au
enquiries@pitcher-sa.com.au

Postal Address:
PO Box 98
Unley SA 5061
Australia

PRINCIPALS
JEFFREY D ALLEN
THOMAS H VERCO
MICHAEL J LANE
RICHARD D BROOKS
MICHAEL O BASEDOW
BEN V BRAZIER
ANDREW P FAULKNER
ANDREW C BEITZ
LEIGH D PRIOR

Pitcher Partners is an association of Independent firms
Melbourne | Sydney | Perth | Adelaide | Brisbane | Newcastle

INDEPENDENT AUDITOR'S REPORT TO THE MEMBERS OF THE NATIONAL TRUST OF SOUTH AUSTRALIA ABN 45 432 652 725

We have audited the accompanying financial report, being a special purpose financial report, of The National Trust of South Australia, which comprises the balance sheet as at 30 June 2013, the income & expenditure statement, statement of changes in equity and statement of cash flows for the year then ended, notes comprising a summary of significant accounting policies and other explanatory information, and the council members' declaration.

Council Members' Responsibility for the Financial Report

The council members are responsible for the preparation and fair presentation of the financial report and have determined that the basis of preparation described in Note 1 to the financial report is appropriate to meet the requirements of the National Trust of South Australia Act 1955 and financial reporting needs of the members.

The council member's responsibility also includes such internal control as the council members' determine is necessary to enable the preparation and fair presentation of a financial report that is free from material misstatement, whether due to fraud or error.

Auditor's Responsibility

Our responsibility is to express an opinion on the financial report based on our audit. We conducted our audit in accordance with Australian Auditing Standards. Those standards require that we comply with relevant ethical requirements relating to audit engagements and plan and perform the audit to obtain reasonable assurance about whether the financial report is free from material misstatement.

An audit involves performing procedures to obtain audit evidence about the amounts and disclosures in the financial report. The procedures selected depend on the auditor's judgement, including the assessment of the risks of material misstatement of the financial report, whether due to fraud or error. In making those risk assessments, the auditor considers internal control relevant to the entity's preparation and fair presentation of the financial report in order to design audit procedures that are appropriate in the circumstances, but not for the purpose of expressing an opinion on the effectiveness of the entity's internal control. An audit also includes evaluating the appropriateness of accounting policies used and the reasonableness of accounting estimates made by those charged with governance, as well as evaluating the overall presentation of the financial report.

We believe that the audit evidence we have obtained is sufficient and appropriate to provide a basis for our audit opinion.

Independence

In conducting our audit, we have complied with APES 110 *Code of Ethics for Professional Accountants*.

Basis for Disclaimer of Opinion

The entity's branches were audited by independent auditors and we have been unable to obtain sufficient appropriate audit evidence in relation to the work conducted by the branch auditors. In addition auditors' reports for a number of the branches included qualified audit opinions based on inadequate records being maintained. Our assessment of the appropriateness of a number of branch auditors' qualifications and experience is considered to be inadequate for our audit, and therefore we are unable to rely on the work conducted by these branch auditors. In addition, due to the entity's inability to obtain audited financial statements from a number of branches, the entity has included unaudited branch figures for a number of the branches in the financial statements of the entity. We are unable to obtain sufficient appropriate audit evidence for branch financial information as follows;

- Revenue \$1,269,248
- Expenses \$1,342,881
- Assets \$1,579,736

The entity has not maintained sufficient appropriate documentation with regard to Collectible Assets. These items are carried at a value of \$2,533,102 in the entity's financial statements.


We have been unable to reconcile the land and buildings recorded in the financial statements of the entity with the entity's register of land and buildings due to insufficient records being maintained. The value of land and buildings recorded in the financial statements is \$3,654,890.

Disclaimer of Opinion

Because of the significance of the matters described in the Basis for Disclaimer of Opinion paragraph, we have not been able to obtain sufficient appropriate audit evidence to provide a basis for an audit opinion. Accordingly, we do not express an opinion on the financial report.

Basis of Accounting

Without modifying our opinion, we draw attention to Note 1 in the financial report, which describes the basis of accounting. The financial report has been prepared to assist The National Trust of South Australia to meet the requirements of the National Trust of South Australia Act 1955 and financial reporting needs of the members as determined by the council members'. As a result, the financial report may not be suitable for another purpose.



A P FAULKNER

Principal
Date: 18th November, 2013



PITCHER PARTNERS

Adelaide